




BOOK COLLECTIONS

Fiscal Year 2012-13 and Fiscal Year 2013-14 Compared

The three branches featured and photographed on Library Book Savers were all overweeded branches. See the dramatic reduction of collections at Albany, Centerville and San Lorenzo. Patrons from each of these branches went to the Press to confront what was done to their branches. In most professional library management classes, that is called, "feedback."

BRANCH	ADULT	TEEN	CHILDREN	TOTAL	ADULT	TEEN	CHILDREN	TOTAL	% CHANGE FROM FY 12-13 TO FY 13-14	
	2012-13	2012-13	2012-13		2013-14	2013-14	2013-14			
Albany *	47,552	4,200	30,044	81,796	35,580	3,427	26,464	65,471	-20.0%	
Bookmobile, Extension Services, Professional Collection	5,551	2,099	16,138	23,788	4,448	1,006	18,703	24,157	1.6%	
Castro Valley	74,312	8,538	61,804	143,934	73,868	8,198	65,742	147,808	2.7%	
Centerville	18,164	3,095	27,651	48,910	8,500	1,207	12,175	21,882	-55.3%	
Dublin	51,387	4,550	56,212	112,149	48,009	4,728	55,134	107,871	-3.8%	
Fremont Main	126,295	14,060	119,241	259,596	121,354	14,017	115,246	250,617	-3.5%	
Irvington	8,583	1,726	19,262	29,571	7,913	1,693	20,319	29,925	1.2%	
Newark	32,087	3,677	31,959	67,723	30,562	3,422	37,687	71,671	5.8%	
Niles	2,969	584	7,331	10,884	2,684	444	7,220	10,348	-4.9%	
San Lorenzo	41,153	5,247	33,625	80,025	28,148	2,797	28,997	59,942	-25.1%	
Union City	49,226	7,885	47,417	104,528	42,117	6,690	45,287	94,094	-10.0%	
SYSTEM TOTALS	457,279	55,661	450,684	962,904	403,183	47,629	432,974	883,786	-8.2%	

* As we noted in on this site, collection stats reported to us for Albany showed holdings of 111,000 in November 2013. That was reduced to 81,000 by February 2014. (Last Year) This 30,000 reduction alarmed patrons and staff, who initiated the call for restraint by going to the East Bay Express. - 42 -